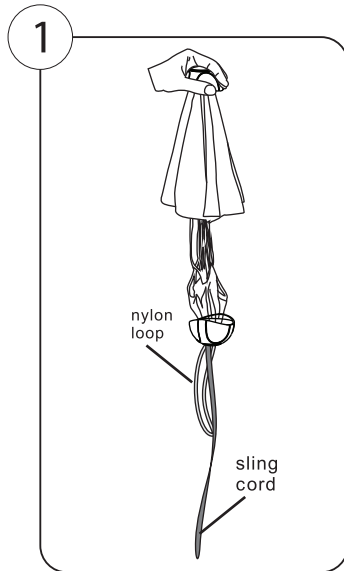
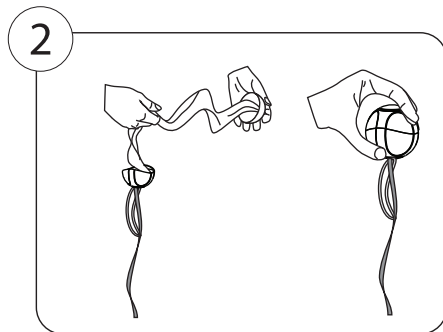


Tips & Instructions for *In the Breeze* Parachute Ball

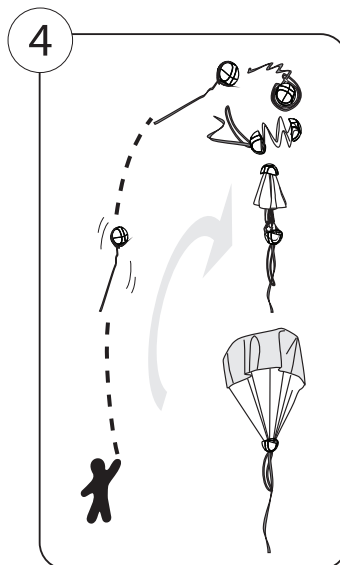
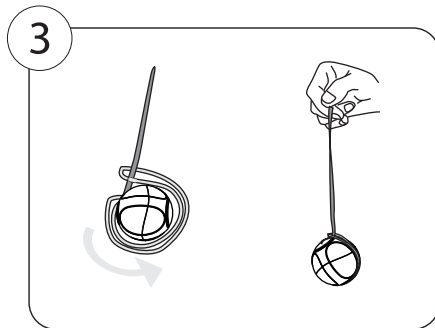


1. Holding onto the top piece of the hollow ball, let the parachute fall horizontally as shown.

2. Stuff the parachute into the top piece of hollow ball as shown and then put the two pieces of the ball together. Make sure the sling cord and loop are outside of the ball.



3. Wrap the nylon loop around the ball in a counterclockwise direction. Next put the sling cord through the nylon loop.



4. Grab the end of the sling cord and sling it high into the air. Watch the parachute deploy and float to the ground.

