

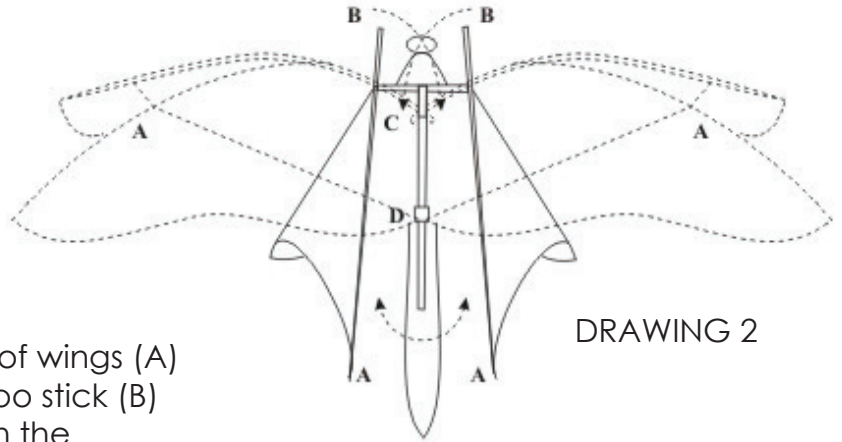
ASSEMBLY INSTRUCTION

BALI DRAGONFLY KITE



Dragonfly kite comes folded as in Drawing 1.

DRAWING 1



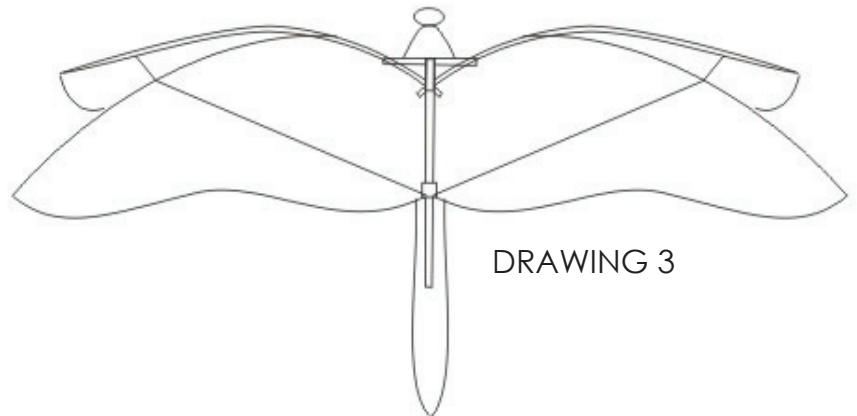
Pull out the side of wings (A) and slide bamboo stick (B) behind the slot in the Dragonfly's head (C).

DRAWING 2

Pull the bamboo stick on Dragonfly's tail so that the slot in each bamboo stick is fully extended to plastic ring (D). See Drawing 2.

Attach kite line (not included) to bridle loop on front of kite and this Dragonfly is ready to soar.

Bali kites also make great room decor!



DRAWING 3




WARNING

CHOKING HAZARD - Small parts. Not for children under 3 years.

- DON'T** use near overhead power lines or during thunderstorms
- DON'T** fly kites around trees, buildings, highways or airports
- DON'T** fly kites in crowded areas to avoid crashing into spectators
- DON'T** try to recover kites from power lines or high or dangerous places

- DO** fly your kite in open areas - a park or beach are ideal flying sites
- DO** have fun while being safe!

Colors and sizes may vary from images shown on package or in advertising.



Beaufort Number	Wind Speed (mph)	Flag Behavior
1	1-3	
2	4-7	
3	8-12	
4	13-18	
5	19-24	
6	25-31	

